


Student Recording

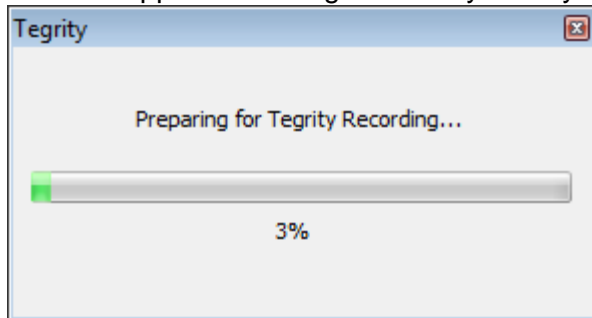
Tegrity is a class capturing system that allows instructors to record lectures along with the content of their computer screens. Instructors have the option to allow their students to create their own recordings. This tutorial is intended to familiarize students with the capabilities of the system.

Making and Uploading a Tegrity Recording

1. Almost every course in Blackboard Learn is connected to Tegrity. To begin using Tegrity, locate and click on the **Tegrity Classes** button on the left side of your course.
2. If your instructor has enabled student recording, you will see a large *Start a Recording* button on the upper right side of the Tegrity page. Click here to install the Tegrity recorder and begin recording.



3. If you do not already have the Tegrity recorder installed, it may take a few minutes before the Tegrity recorder appears. During this time you may see the following message and progress bar.



Once the installation is complete, you will see the Tegrity recorder. From here you can change the title of your recording, select whether or not you would like to include video from your webcam, and adjust your microphone's input level. When you are ready, click Record.

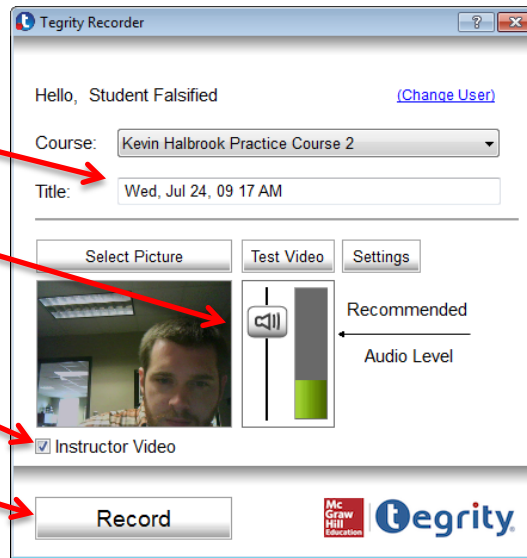
Note: Tegrity will not allow you to record if there is not microphone attached to your computer.

Change the title of your recording

Adjust microphone levels

Turn on your webcam (optional)

Begin recording



- Once you begin recording, you will notice a small Tegrity toolbar at the bottom right side of your computer screen. When you are finished recording, click the stop button.



- When you click the stop button, you will be asked if you would like to Upload your recording, preview it, or delete it (Mac users currently only have the Upload and Delete options). *Note: Students **CAN NOT** delete their own Tegrity recordings once they have been uploaded.*
- Once your recording has finished uploading, it will appear under the Student tab of your Tegrity course.

> Courses

Kevin Halbrook Practice Course 2

Start a Recording

Recordings

Student Recordings

Sort By

Course Tasks

Recording Tasks

▶ Student Recording

Not Published

7/24/2013

length: 0:00:11

For more information, contact the Faculty Resource Center at 205.348.3532
or frc@ua.edu
or visit our website at frc.ua.edu.

Last updated 18-Dec-2017